

PAC
International


World Leader in
Noise Control
Solutions



RC-1 BOOST INSTALLATION GUIDE

RC-1 BOOST

Wood Framed Walls and Ceilings




PAC International, LLC. Tel: (866) 774-2100 Web Site: www.pac-intl.com

PAC International, LLC. All Rights Reserved. • (866) 774-2100 • Fax (866) 649-2710

RC-1 Boost® is a registered Trade Mark

RC-1 BOOST SOUND ISOLATION CLIP




RC-1 Boost Isolator Spacing and Load:

- **Maximum Acoustical Design Load:** 13.3 lbs
- **Maximum Spacing Allowed:** 24" x 16" oc.



RC-1 Boost Fastener:

- **RC-1 Boost to Wood:** Use supplied RC-1 Boost fastener.
- **DO NOT** fasten RC-1 Boost to framing members with nails. Use only supplied fastener.



RC-1 Boost Dimensions:

- RSIC-1 Boost Isolator 1/2" Tall
- RSIC-1 Boost Isolator 5/8" Wide
- RSIC-1 Boost Isolator 3/4" Deep



RC-1 Boost Fire Rating:

- See UL.COM File number R16638 for approved designs



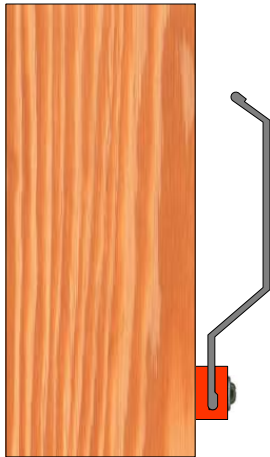
General Information:

Refer to www.UL.com, or www.pac-intl.com for complete installation details on all fire resistive assembly designs. Resilient Sound Isolator RC-1 Boost shall not carry heavy loads such as cabinets or bookshelves. Seal all potential air leaks with non-hardening acoustical caulking to achieve best noise control results. Use fire rated sealant where required.

PAC International, LLC. Tel: (866) 774-2100 Web Site: www.pac-intl.com

PAC International, LLC. All Rights Reserved. • (866) 774-2100 • Fax (866) 649-2710
RC-1 Boost® is a registered Trade Mark

RC-1 BOOST SOUND ISOLATION CLIP



WALLS: One and Two Layers of 5/8" Gypsum Board

- RC-1 Boost shall be 24 inches on center when framing is 16 inches on center, or 16 inches on center when framing is 24 inches on center.
- Place the RC-1 Boost over the RC-1 channel at the pre punched hole.
- Insert the screw through the RC-1 Boost and the pre punched hole in RC-1 channel.
- Fasten the RC-1 Boost to the framing with the fastener provided.
- RC-1 Boost is just touching the framing and screw head.
- Do not overtighten the RC-1 boost.
- Locate the first row of RC-1 channel with RC-1 Boost within 3 inches from the floor and within 6 inches from the ceiling.
- All RC-1 channel are to be facing the same direction.
- Place 1/4" (minimum) shim on floor to fully support the gypsum board.
- Install the gypsum board from the bottom up leaving a 1/4" min. gap around the perimeter of the wall.
- ONLY remove the shims after ALL the gypsum board is completely screwed to ALL the drywall furring channels. Make sure every screw (floor to ceiling and wall to wall) is installed as required by the assembly design, in every layer of gypsum board before removing the shims at the floor. The shims are critical to ensure best results.
- Caulk around the entire perimeter of the gypsum board. Use fire and smoke rated acoustical sealant where required.

Ceilings: One and Two Layers of 5/8" Gypsum Board

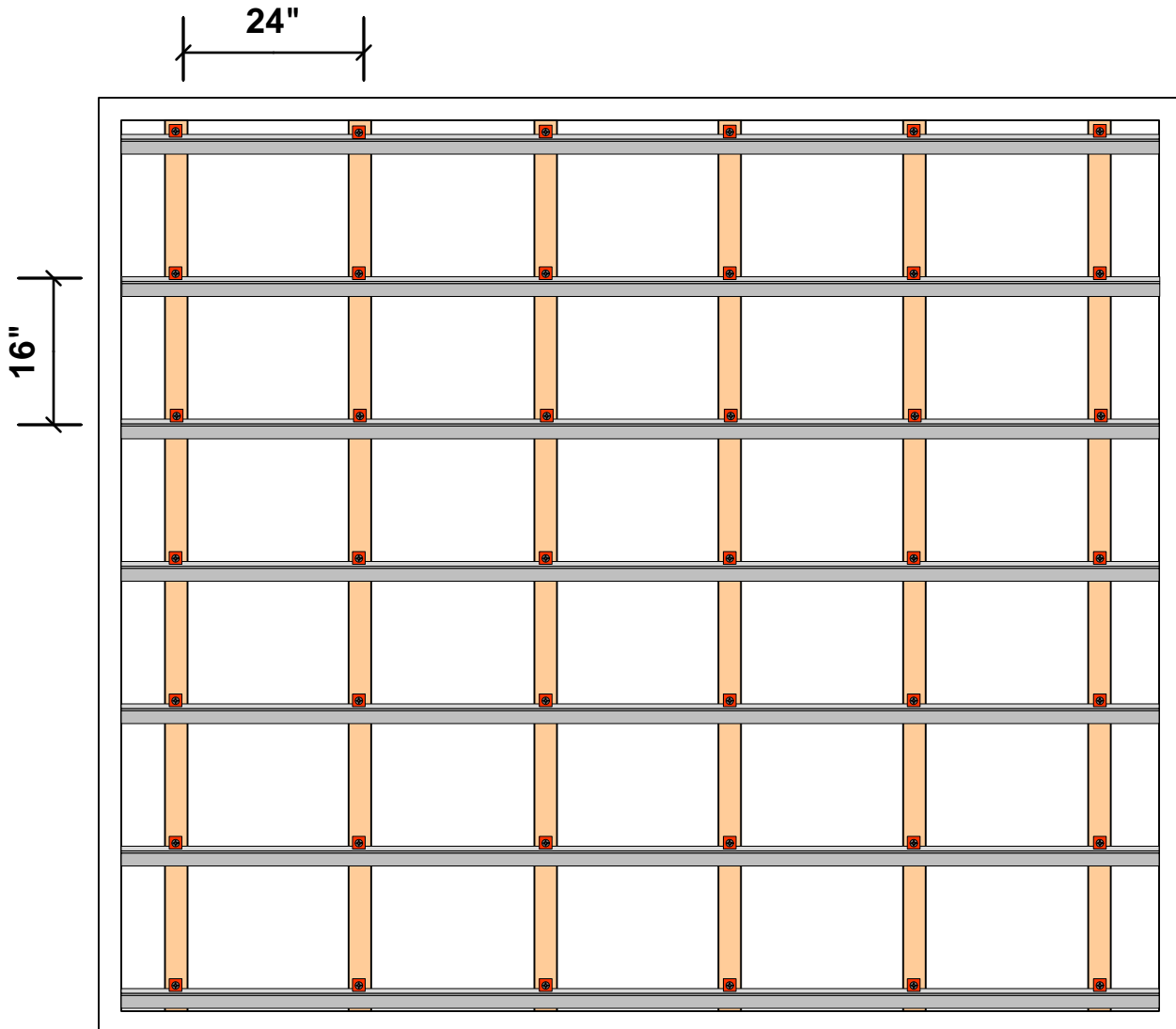
- RC-1 Boost shall be 24 inches on center when framing is 16 inches on center, or 16 inches on center when framing is 24 inches on center.
- Place the RC-1 Boost over the RC-1 channel at the pre punched hole.
- Insert the screw through the RC-1 Boost and the pre punched hole in RC-1 channel.
- Fasten the RC-1 Boost to the framing with the fastener provided.
- Ensure RC-1 Boost is touching the framing and screw head.
- Do not overtighten the RC-1 boost.
- All RC-1 channel are to be facing the same direction.
- Locate the first row of RC-1 channel with RC-1 Boost within 3 inches from the wall.
- Install the gypsum board leaving a 1/4" min. gap around the perimeter of the ceiling.
- Caulk around the entire perimeter of the gypsum board. Use fire and smoke rated acoustical sealant where required.

RC-1 BOOST SOUND ISOLATION CLIP

APPLICATION RECOMMENDATIONS FOR
CEILING, WOOD OR STEEL FRAMING.

INSTALLING RESILIENT SOUND ISOLATION CLIPS (RC-1 Boost)

RC-1 Boost Clips @ 16" oc.
Framing @ 24" oc.



PAC International, LLC. Tel: (866) 774-2100 Web Site: www.pac-intl.com

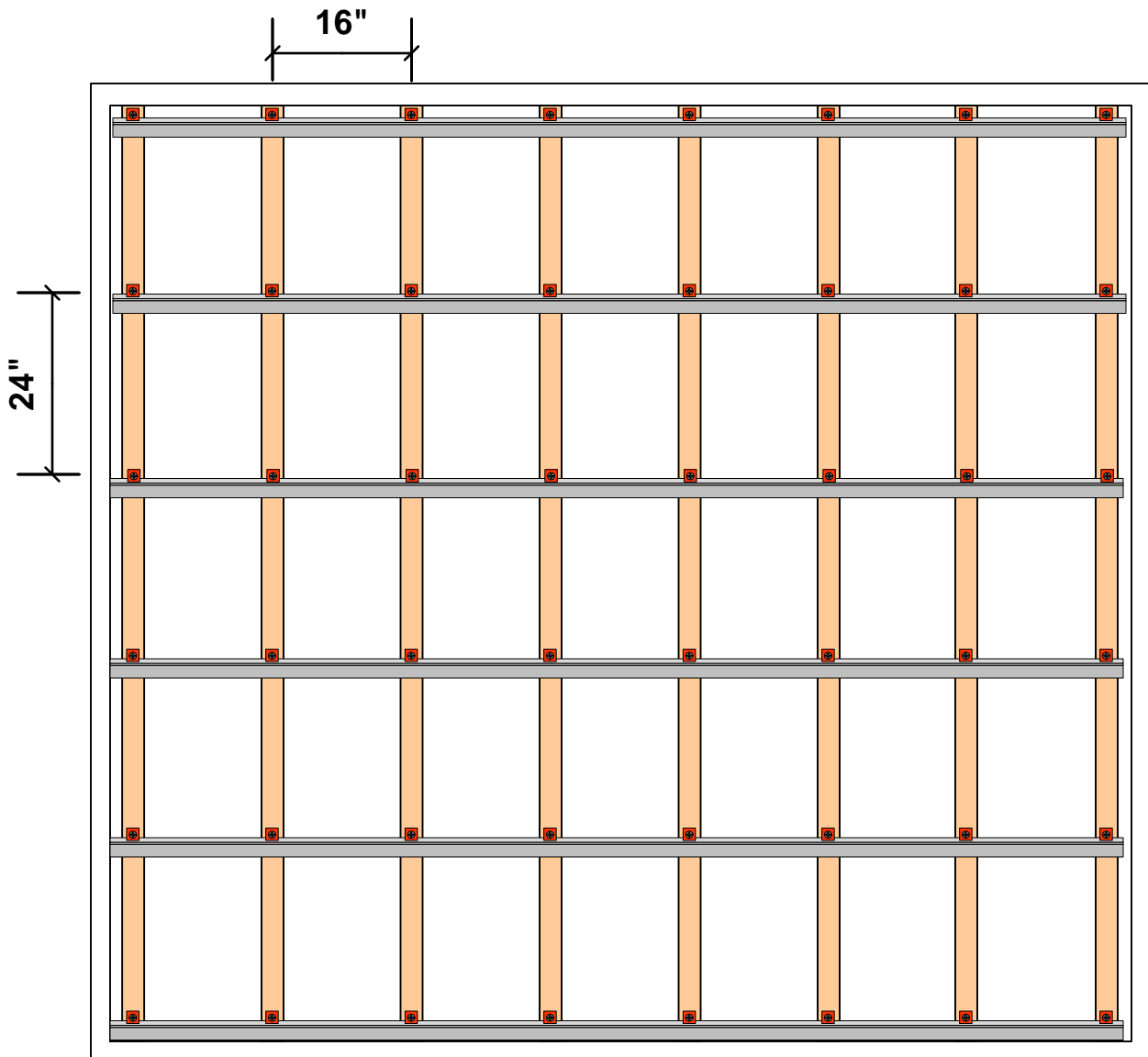
PAC International, LLC. All Rights Reserved. • (866) 774-2100 • Fax (866) 649-2710
RC-1 Boost® is a registered Trade Mark

RC-1 BOOST SOUND ISOLATION CLIP

APPLICATION RECOMMENDATIONS FOR
CEILING, WOOD OR STEEL FRAMING.

INSTALLING RESILIENT SOUND ISOLATION CLIPS (RC-1 Boost)

RC-1 Boost Clips @ 24" oc.
Framing @ 16" oc.




Go to UL.com to verify spacing on your assembly

PAC International, LLC. Tel: (866) 774-2100 Web Site: www.pac-intl.com

PAC International, LLC. All Rights Reserved. • (866) 774-2100 • Fax (866) 649-2710

RC-1 Boost® is a registered Trade Mark

RC-1 BOOST SOUND ISOLATION CLIP



WARRANTY DISCLAIMER AND LIABILITY LIMITATION LANGUAGE

NO EXPRESS OR IMPLIED WARRANTIES

THERE IS NO WARRANTY, REPRESENTATION OR CONDITION OF ANY KIND; AND ANY WARRANTY, EXPRESS OR IMPLIED, IS EXCLUDED AND DISCLAIMED, INCLUDING THE IMPLIED WARRANTIES OF MERCHANTABILITY AND OF FITNESS FOR A PARTICULAR PURPOSE. Some states do not allow limitations on implied warranties, so the above limitation may not apply to you.

LIABILITY LIMITED TO RETURN OF PURCHASE PRICE

IT IS AGREED THAT SELLER'S LIABILITY AND PURCHASER'S SOLE REMEDY, WHETHER IN CONTRACT, UNDER ANY WARRANTY, IN TORT (INCLUDING NEGLIGENCE), IN STRICT LIABILITY OR OTHERWISE, SHALL NOT EXCEED THE RETURN OF THE AMOUNT OF THE PURCHASE PRICE PAID BY PURCHASER, AND UNDER NO CIRCUMSTANCES SHALL SELLER BE LIABLE FOR ANY SPECIAL, INCIDENTAL OR CONSEQUENTIAL DAMAGES, INCLUDING, BUT NOT LIMITED TO, PERSONAL INJURY, PROPERTY DAMAGE, DAMAGE TO OR LOSS OF EQUIPMENT, LOST PROFITS OR REVENUE, COSTS OF RENTING REPLACEMENTS AND OTHER ADDITIONAL EXPENSES, EVEN IF SELLER HAS BEEN ADVISED OF THE POSSIBILITY OF SUCH DAMAGES. THE PRICE STATED FOR THE EQUIPMENT IS A CONSIDERATION IN LIMITING SELLER'S LIABILITY AND PURCHASER'S REMEDY. Some states do not allow the exclusion or limitation of incidental or consequential damages, so the above limitation or exclusion may not apply to you.

SELLER NOT LIABLE FOR PURCHASER'S NEGLIGENCE

SELLER WILL NOT BE LIABLE FOR ANY DAMAGES, LOSSES OR EXPENSES AS A RESULT OF PURCHASER'S NEGLIGENCE, WHETHER DEEMED ACTIVE OR PASSIVE AND WHETHER OR NOT ANY SUCH NEGLIGENCE IS THE SOLE CAUSE OF ANY SUCH DAMAGE, LOSS OR EXPENSE.

MODEL FOR DEMONSTRATION PURPOSES ONLY

THE MODEL OR SAMPLE SHOWN BY SELLER TO BUYER IS USED FOR DEMONSTRATION PURPOSES ONLY. THERE IS NO WARRANTY THAT THE GOODS AS DELIVERED SHALL CONFORM TO THE MODEL OR SAMPLE, AND CONFORMITY OF THE GOODS TO THE MODEL OR SAMPLE IS NOT PART OF THE BASIS OF THE BARGAIN BETWEEN SELLER AND BUYER.

NO WARRANTY OR COMPLIANCE WITH SAFETY CODE OR REGULATION

SELLER DOES NOT WARRANT THAT ANY OF THE GOODS SOLD WILL MEET OR COMPLY WITH THE REQUIREMENTS OF ANY SAFETY CODE, BUILDING OR DWELLING CODE, OR REGULATION OF ANY STATE, MUNICIPALITY OR OTHER JURISDICTION.

NEVADA LAW APPLIES

SELLER AND BUYER AGREE THAT ALL ASPECTS OF THIS TRANSACTION INCLUDING THE APPLICABLE STATUTE OF LIMITATIONS SHALL BE GOVERNED BY THE INTERNAL LAW OF THE STATE OF NEVADA, AND NOT THE LAWS OF CONFLICTS.

This warranty gives you specific legal rights, and you may also have other rights which vary from state to state.

PAC International, LLC. Tel: (866) 774-2100 Web Site: www.pac-intl.com

PAC International, LLC. All Rights Reserved. • (866) 774-2100 • Fax (866) 649-2710

RC-1 Boost® is a registered Trade Mark